



GUAM SOLID WASTE AUTHORITY

LOURDES A. LEON GUERRERO
Governor of Guam

JOSHUA F. TENORIO
Lt. Governor of Guam

LARRY J. GAST
General Manager



October 27, 2020

The Honorable Tina Rose Muna-Barnes
Speaker
I Mina' Trentai Singko Na Liheslaturan Guahan
35th Guam Legislature
163 Chalan Santo Papa
Hagatna, Guam 96910

Hafa Adai Honorable Speaker Muna-Barnes,

In compliance with Public Law 34-35, the Guam Solid Waste Authority (GSWA) submits the following report:

For the month of: September 2020

SUPPLIES AND SERVICES EXCEEDING \$15,000			
Date	Vendor	Type	Amount
	None		

CONSTRUCTION EXCEEDING \$50,000			
Date	Vendor	Type	Amount
	None		

If you have any questions, you may contact me at 646-3239.

Si Yu'os Ma'ase.

Larry J. Gast
GSWA General Manager



GUAM SOLID WASTE AUTHORITY

LOURDES A. LEON GUERRERO
Governor of Guam

JOSHUA F. TENORIO
Lt. Governor of Guam

LARRY J. GAST
General Manager



October 27, 2020

The Honorable Tina Rose Muna-Barnes
Speaker
I Mina' Trentai Singko Na Liheslaturan Guahan
35th Guam Legislature
163 Chalan Santo Papa
Hagatna, Guam 96910


Dear Honorable Speaker Tina Muna-Barnes:

In compliance with the Legislative reporting requirement per P.L. 34-116, we are submitting herewith, the Guam Solid Waste Authority Financial Reports (Unaudited) for September 2020.

The report will be posted on our website:
<https://www.guamsolidwasteauthority.com/reports.html>.

Should you have any questions or concerns, please contact me at 646-3239.

Si Yu'os Ma'ase,



Larry J. Gast
GSWA General Manager

CC Kathrine Kakigi, GSWA Comptroller
Alicia Fejeran, GSWA Chief of Administration
Keilani Mesa, Administrative Assistant

GUAM SOLID WASTE AUTHORITY

Statements of Revenues, Expenditures by Object , and Changes in Fund Balances
As of September 30, 2020


Revenues :

Tipping Fees -	
Commercial Haulers/Military	8,705,845
Residential	7,524,419
Government/Others	1,527,416
Transfer Stations	360,246
Others	52,164
Use of Money & Property	13,397
Total revenues	<u>18,183,486</u>

Expenditures :

Salaries and wages - regular	1,737,123
Salaries and wages - overtime	105,085
Fringe Benefits	623,151
Travel	15,142
Contractual Services	13,404,667
Supplies	303,642
Equipment	53,761
Drug Testing	520
Utilities - power, water & telephone	149,165
Capital Outlays	8,350
Host Community Premium Benefits	317,064
Miscellaneous	3,321,182
Total expenditures	<u>20,038,852</u>
Net change in fund balances	<u>(1,855,365)</u>
Fund balances at the beginning of the year	<u>13,038,489</u>
Fund balances as of September 30, 2020	<u>11,183,124</u>


Prepared by: Joanne A. Flores, MAIII


Reviewed by: Kathrine B. Kakigi, GSWA Comptroller



GUAM SOLID WASTE AUTHORITY

LOURDES A. LEON GUERRERO
Governor of Guam

JOSHUA F. TENORIO
Lt. Governor of Guam

LARRY J. GAST
General Manager



October 27, 2020

The Honorable Tina Rose Muna-Barnes
Speaker
I Mina' Trentai Singko Na Liheslaturan Guahan
35th Guam Legislature
163 Chalan Santo Papa
Hagatna, Guam 96910

Buenas yan Hafa Adai Speaker,

In pursuant to Public Law 33-185, Chapter XIII, 21 (c), the Guam Solid Waste Authority (GSWA) reports that no travel costs were incurred by the Authority for the month of September 2020.

Should you have any questions or concerns, please contact me at 646-3239.

Si Yu'os Ma'ase,

Larry J. Gast
GSWA General Manager

CC Kathrine Kakigi, GSWA Comptroller
Alicia Fejeran, GSWA Chief of Administration
Keilani Mesa, Administrative Assistant



GUAM SOLID WASTE AUTHORITY

LOURDES A. LEON GUERRERO
Governor of Guam

JOSHUA F. TENORIO
Lt. Governor of Guam

LARRY J. GAST
General Manager



October 27, 2020

The Honorable Tina Rose Muna-Barnes
Speaker
I Mina' Trentai Singko Na Liheslaturan Guahan
35th Guam Legislature

Dear Honorable Speaker, Tina Muna-Barnes:

Attached is the FY 2020 4th Qtr. Staffing Pattern Report for the Guam Solid Waste Authority.
If you have any questions or concerns, please contact our office at 646-3239.

The staffing pattern will be posted on our website:
<https://www.guamsolidwasteauthority.com/reports.html>.

Si Yu'os Ma'ase,

Larry J. Gast
GSWA General Manager

CC Kathrine Kakigi, GSWA Comptroller
Alicia Fejeran, GSWA Chief of Administration
Keilani Mesa, Administrative Assistant

**GUAM SOLID WASTE AUTHORITY
FY 2020 4th Quarter Staffing Pattern**

Position Title	Name	Grade-Step	Salary	Increment Date	Increment Amount	Subtotal	BENEFITS					Total Benefits	TOTAL		
							Retirement	Retire (DDI)	Social Security	Medicare	Life			Medical	Dental
Accounting Technician I	Pangelinan, Amannie Marie Q	H-02	\$27,524.86	12/26/2020	\$0.00	\$27,524.86	\$6,234.38	\$494.26	\$0.00	\$399.11	\$186.42	\$2,816.06	\$247.78	\$10,378.01	\$37,902.87
Accounting Technician II	Cruz, Coleen Lynn C	I-03	\$30,803.25	2/25/2021	\$0.00	\$30,803.25	\$6,976.94	\$0.00	\$0.00	\$446.65	\$186.42	\$2,816.06	\$247.78	\$10,673.85	\$41,477.10
Administrative Assistant	Mesa, Kellian Marie C	J-03	\$33,475.61	11/16/2020	\$0.00	\$33,475.61	\$7,582.23	\$0.00	\$0.00	\$485.40	\$186.42	\$4,298.58	\$280.54	\$12,833.17	\$46,308.78
Chief of Administration	Fejuran, Alicia V	N-01	\$45,014.40	5/1/2020	\$709.92	\$45,724.32	\$10,195.76	\$494.26	\$0.00	\$652.71	\$186.42	\$1,437.02	\$0.00	\$12,966.17	\$58,190.49
Comptroller	Kakigi, Kathrine B	UNCLASSIFIED	\$135,000.00		\$0.00	\$135,000.00	\$30,577.50	\$0.00	\$0.00	\$1,957.50	\$186.42	\$2,816.06	\$247.78	\$35,785.26	\$170,785.26
Customer Service Representative	Hunt, Julene Riudad P	H-02	\$27,524.86	12/26/2020	\$0.00	\$27,524.86	\$6,234.38	\$494.26	\$0.00	\$399.11	\$186.42	\$4,298.58	\$280.54	\$11,893.29	\$39,418.15
Customer Service Representative	Cruz, Chelsea S	H-02	\$27,524.86	12/26/2020	\$0.00	\$27,524.86	\$6,234.38	\$494.26	\$0.00	\$399.11	\$186.42	\$2,816.06	\$247.78	\$10,378.01	\$37,902.87
Customer Service Representative	Perez, Roman B	H-21	\$51,224.00	10/2/2020	\$0.00	\$51,224.00	\$11,253.43	\$0.00	\$0.00	\$720.42	\$186.42	\$3,838.38	\$228.02	\$16,226.67	\$67,450.67
Customer Service Representative	Mailley, Kristen CL	H-01	\$26,520.00	2/2/2021	\$0.00	\$26,520.00	\$6,066.78	\$494.26	\$0.00	\$384.54	\$0.00	\$0.00	\$0.00	\$6,885.58	\$33,405.58
Customer Service Representative	Sablan, Lance G	H-01	\$26,520.00	2/2/2021	\$0.00	\$26,520.00	\$6,066.78	\$494.26	\$0.00	\$384.54	\$186.42	\$313.70	\$467.74	\$7,853.44	\$34,373.44
Customer Service Representative	Pangelinan, Kaysha PB	H-01	\$26,520.00	2/2/2021	\$0.00	\$26,520.00	\$6,066.78	\$494.26	\$0.00	\$384.54	\$0.00	\$0.00	\$0.00	\$6,885.58	\$33,405.58
Engineer Supervisor	Galiza, Danilo R	P-12	\$81,084.15	9/14/2021	\$0.00	\$81,084.15	\$18,365.56	\$0.00	\$0.00	\$1,175.72	\$186.42	\$7,100.08	\$467.74	\$27,295.52	\$108,379.67
Equipment Operator II	Rivera, Ronald P	G-07	\$30,911.00	8/15/2020	\$0.00	\$30,911.00	\$7,001.34	\$494.26	\$0.00	\$448.21	\$186.42	\$0.00	\$0.00	\$8,130.23	\$39,041.23
Equipment Operator II	Babauta, Joseph C	G-10	\$33,948.00	4/7/2021	\$0.00	\$33,948.00	\$7,689.22	\$494.26	\$0.00	\$492.25	\$186.42	\$5,115.24	\$343.20	\$14,320.59	\$48,268.59
Equipment Operator II	Hashtang, William W	G-10	\$33,947.61	1/11/2022	\$0.00	\$33,947.61	\$7,689.13	\$494.26	\$0.00	\$492.24	\$186.42	\$5,115.24	\$0.00	\$13,977.29	\$47,924.90
Equipment Operator II	Santos, Nonito R	G-11	\$35,024.71	1/8/2022	\$0.00	\$35,024.71	\$7,933.10	\$494.26	\$0.00	\$507.86	\$186.42	\$2,001.22	\$280.54	\$11,403.40	\$46,428.11
Equipment Operator II	Quitugua, Raymond C	G-09	\$32,904.00	7/11/2020	\$132.50	\$33,036.50	\$7,452.76	\$494.26	\$0.00	\$477.11	\$186.42	\$4,298.58	\$280.54	\$13,189.67	\$46,226.17
Equipment Operator III	Beltran, Nelson V	G-11	\$35,024.71	7/10/2021	\$0.00	\$35,024.71	\$7,933.10	\$494.26	\$0.00	\$507.86	\$186.42	\$7,100.08	\$467.74	\$16,689.46	\$51,714.17
Equipment Operator III	Gogue, Jesse LG	H-13	\$39,983.00	8/2/2021	\$0.00	\$39,983.00	\$9,056.15	\$0.00	\$0.00	\$579.75	\$186.42	\$0.00	\$0.00	\$9,832.32	\$49,805.32
Equipment Operator II	John P. Charfauros	G-11	\$35,025.00	4/23/2021	\$0.00	\$35,025.00	\$7,933.16	\$494.26	\$0.00	\$507.86	\$186.42	\$313.70	\$467.74	\$9,903.14	\$44,928.14
Equipment Operator II	Perez, Luis JR	F-07	\$28,964.00	3/9/2020	\$121.88	\$29,085.88	\$6,560.35	\$494.26	\$0.00	\$419.98	\$186.42	\$7,100.08	\$467.74	\$15,228.83	\$44,314.71
General Manager	Gast, Larry J	UNCLASSIFIED	\$150,000.00		\$0.00	\$150,000.00	\$33,975.00	\$494.26	\$0.00	\$2,175.00	\$186.42	\$2,816.06	\$247.78	\$39,894.52	\$189,894.52
Management Analyst IV	Flores, Joanne MA	N-07	\$56,268.00	10/1/2020	\$0.00	\$56,268.00	\$12,744.70	\$0.00	\$0.00	\$815.89	\$186.42	\$2,816.06	\$247.78	\$16,810.85	\$73,078.85
Safety Officer	Murakami, Jesse S	K-06	\$40,841.48	8/9/2019	\$469.16	\$41,310.64	\$9,250.60	\$0.00	\$0.00	\$592.20	\$186.42	\$313.70	\$467.74	\$10,810.66	\$52,121.30

Sanitation Worker	Salas, Vincent Q.	F-07	\$28,964.00	5/20/2021	\$0.00	\$28,964.00	\$6,560.35	\$494.26	\$0.00	\$419.98	\$186.42	\$3,313.70	\$0.00	\$10,974.71	\$39,938.71
Sanitation Worker	Acifalle, Joseph LG	F-07	\$28,964.00	4/3/2021	\$0.00	\$28,964.00	\$6,560.35	\$494.26	\$0.00	\$419.98	\$186.42	\$313.70	\$467.74	\$8,442.45	\$37,406.45
Sanitation Worker	Castro, Gerald T	F-07	\$28,964.00	5/20/2021	\$0.00	\$28,964.00	\$6,560.35	\$494.26	\$0.00	\$419.98	\$186.42	\$7,100.08	\$467.74	\$15,228.83	\$44,192.83
Sanitation Worker	Hernandez, Brigido S	F-07	\$28,964.00	5/20/2021	\$0.00	\$28,964.00	\$6,560.35	\$494.26	\$0.00	\$419.98	\$186.42	\$0.00	\$0.00	\$7,661.01	\$36,625.01
Sanitation Worker	Castro II, Anthony T	F-02	\$24,049.00	2/27/2020	\$109.12	\$24,158.12	\$5,447.10	\$494.26	\$0.00	\$348.71	\$186.42	\$1,437.02	\$247.78	\$8,161.29	\$32,319.41
Sanitation Worker	Tallague, Manuel T	F-02	\$24,049.00	3/12/2020	\$110.00	\$24,159.00	\$5,447.10	\$494.26	\$0.00	\$348.71	\$186.42	\$0.00	\$0.00	\$6,476.49	\$30,635.49
Sanitation Worker	Perez, Junior L	F-09	\$30,831.12	3/23/2020	\$119.85	\$30,950.97	\$6,983.25	\$0.00	\$0.00	\$447.05	\$186.42	\$2,816.06	\$247.78	\$10,680.56	\$41,631.53
Sanitation Worker	Cruz, Benny M	F-10	\$31,809.00	10/1/2020	\$0.00	\$31,809.00	\$7,204.74	\$0.00	\$0.00	\$461.23	\$186.42	\$5,115.24	\$0.00	\$12,967.63	\$44,776.63
Sanitation Worker	Conquer, Robert P	F-02	\$24,049.18	1/2/2021	\$0.00	\$24,049.18	\$5,447.14	\$494.26	\$0.00	\$348.71	\$186.42	\$3,313.70	\$467.74	\$10,257.97	\$34,307.15
Sanitation Worker	Narcis, Christopher L	F-02	\$24,049.18	1/2/2021	\$0.00	\$24,049.18	\$5,447.14	\$494.26	\$0.00	\$348.71	\$186.42	\$0.00	\$0.00	\$6,476.53	\$30,525.71
Sanitation Worker	Deia Cruz, Patrick T	F-07	\$28,964.00	5/20/2021	\$0.00	\$28,964.00	\$6,560.35	\$494.26	\$0.00	\$419.98	\$186.42	\$0.00	\$0.00	\$7,661.01	\$36,625.01
Sanitation Worker	Milano Jr., Noel B	F-04	\$25,906.00	8/14/2020	\$130.08	\$26,036.08	\$5,867.71	\$0.00	\$0.00	\$375.64	\$0.00	\$0.00	\$0.00	\$6,243.35	\$32,279.43
Sanitation Worker	James, Joshua R	F-06	\$27,907.00	9/5/2020	\$138.23	\$28,046.23	\$6,320.94	\$494.26	\$0.00	\$404.65	\$186.42	\$7,100.08	\$467.74	\$14,974.09	\$43,020.32
Sanitation Worker	Narcis, Charles S	F-02	\$24,049.18	1/2/2021	\$0.00	\$24,049.18	\$5,447.14	\$494.26	\$0.00	\$348.71	\$186.42	\$0.00	\$0.00	\$6,476.53	\$30,525.71
Equipment Operator II	Mendoza, Dennis O	F-06	\$27,907.00	7/22/2020	\$137.70	\$28,044.70	\$6,320.94	\$494.26	\$0.00	\$404.65	\$0.00	\$0.00	\$0.00	\$13,313.54	\$40,333.64
Sanitation Worker	Perez, John J	F-09	\$30,831.12	3/23/2020	\$119.85	\$30,950.97	\$6,983.25	\$494.26	\$0.00	\$447.05	\$186.42	\$0.00	\$0.00	\$8,110.98	\$39,061.95



GUAM SOLID WASTE AUTHORITY

LOURDES A. LEON GUERRERO
Governor of Guam

JOSHUA F. TENORIO
Lt. Governor of Guam

LARRY J. GAST
General Manager



October 27, 2020

Governor of Guam
Ufisinan I Maga'Håga
Office of The Governor
513 W. Marine Corps Dr.
Hagatna, Guam 96910

Dear Governor Leon Guerrero:

In compliance with the Legislative reporting requirement per P.L. 34-116, we are submitting herewith, the Guam Solid Waste Authority Financial Reports (Unaudited) for September 2020.

The report will be posted on our website: <https://www.guamsolidwasteauthority.com/reports.html>.

Should you have any questions or concerns, please contact me at 646-3239.

Si Yu'os Ma'ase,

Larry J. Gast
GSWA General Manager

CC Kathrine Kakigi, GSWA Comptroller
Alicia Fejeran, GSWA Chief of Administration
Keilani Mesa, Administrative Assistant

GUAM SOLID WASTE AUTHORITY

Statements of Revenues, Expenditures by Object , and Changes in Fund Balances

As of September 30, 2020

Revenues :

Tipping Fees -

Commercial Haulers/Military	8,705,845
Residential	7,524,419
Government/Others	1,527,416

Transfer Stations 360,246

Others 52,164

Use of Money & Property 13,397

Total revenues 18,183,486

Expenditures :

Salaries and wages - regular 1,737,123

Salaries and wages - overtime 105,085

Fringe Benefits 623,151

Travel 15,142

Contractual Services 13,404,667

Supplies 303,642

Equipment 53,761

Drug Testing 520

Utilities - power, water & telephone 149,165

Capital Outlays 8,350

Host Community Premium Benefits 317,064

Miscellaneous 3,321,182


Total expenditures 20,038,852

Net change in fund balances (1,855,365)

Fund balances at the beginning of the year 13,038,489

Fund balances as of September 30, 2020 11,183,124


Prepared by: Joanne A. Flores, MAIII


Reviewed by: Kathrine B. Kakigi, GSWA Comptroller